

TST Group Holding Ltd.

**TST Group -KY(4439)
2021.03.25**



Safe Harbor Notice

- The content and related information in this briefing report and the synchronous announcement are sourced from TST Group' s inner and outer material, including the operation result, financial situation and the business development, et cetera.
- No financial forecasting is released by TST Group. Discrepancy may be existed between the actual result in the future and the estimated opinion to the company operation and business developing subjects indicated in this briefing report with respect to the financial, business and Q&A part. The causes of the discrepancy may include the variation of market needs, price fluctuation, competition activities, international economic situation, exchange rate fluctuation, upper and downer stream supply chain, and any other risk factors that beyond TST Group' s control.
- The prospects to the future in this briefing report reflect TST Group' s vision of future. TST is not responsible for any notification or update with regard to any change or adjustment to these prospects in the future.



TST Group Holding Ltd.

Contents

1. Company profile
2. Main products
3. Competitive advantage
4. Financial overview
5. Q&A



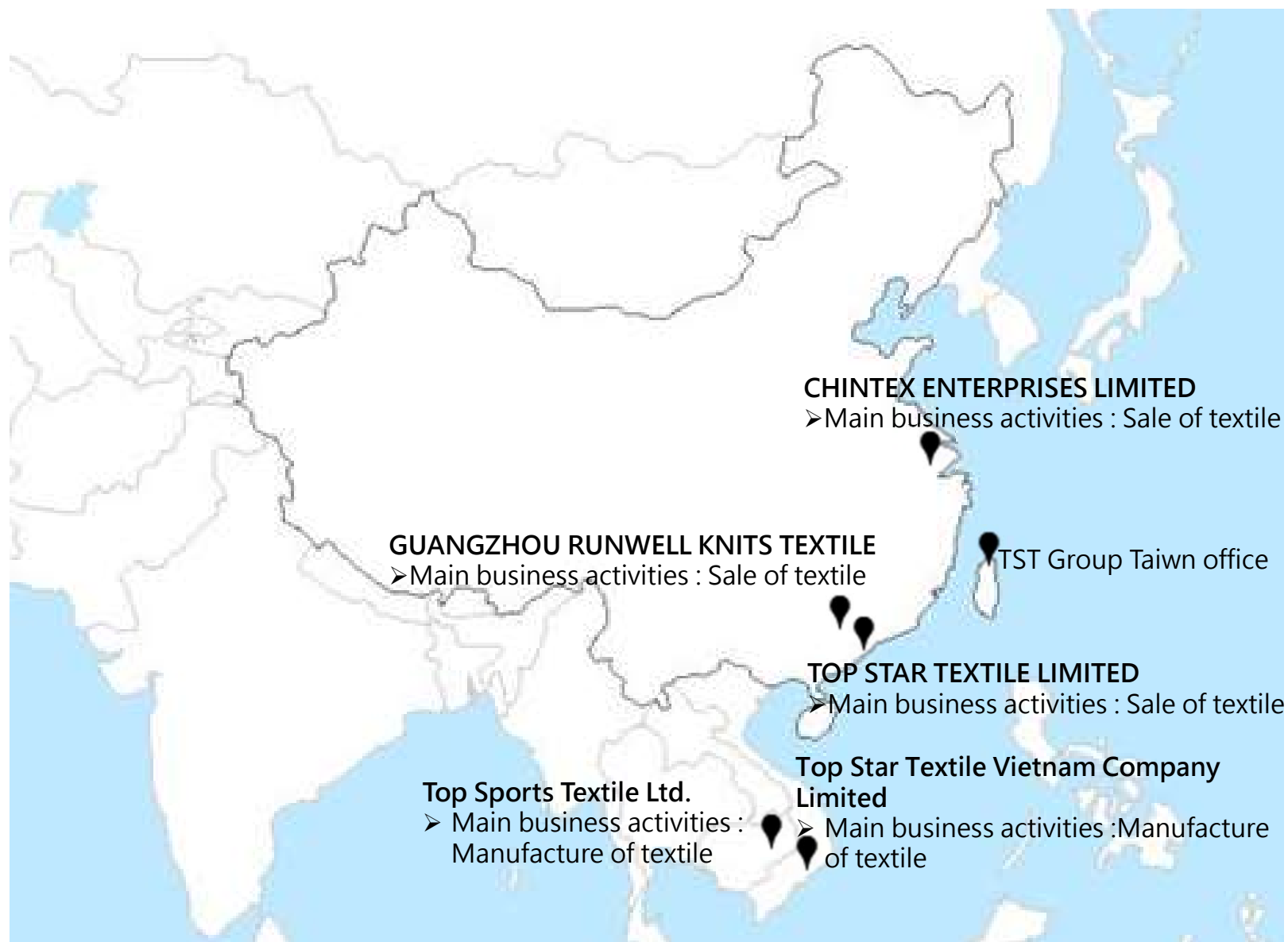
Company information



- Year of establishment : 1995
- Capital : TWD 315 million
- Chairman/CEO/COO :
LIN CHIN MAO/LIN CHING WEI/
HUNG KSIANG MING
- Main products : Sports and leisure cotton blended knitted fabric
- Place of operation : Hong Kong 、 China 、
Cambodia 、 Vietnam
- Group employee : about 1,100

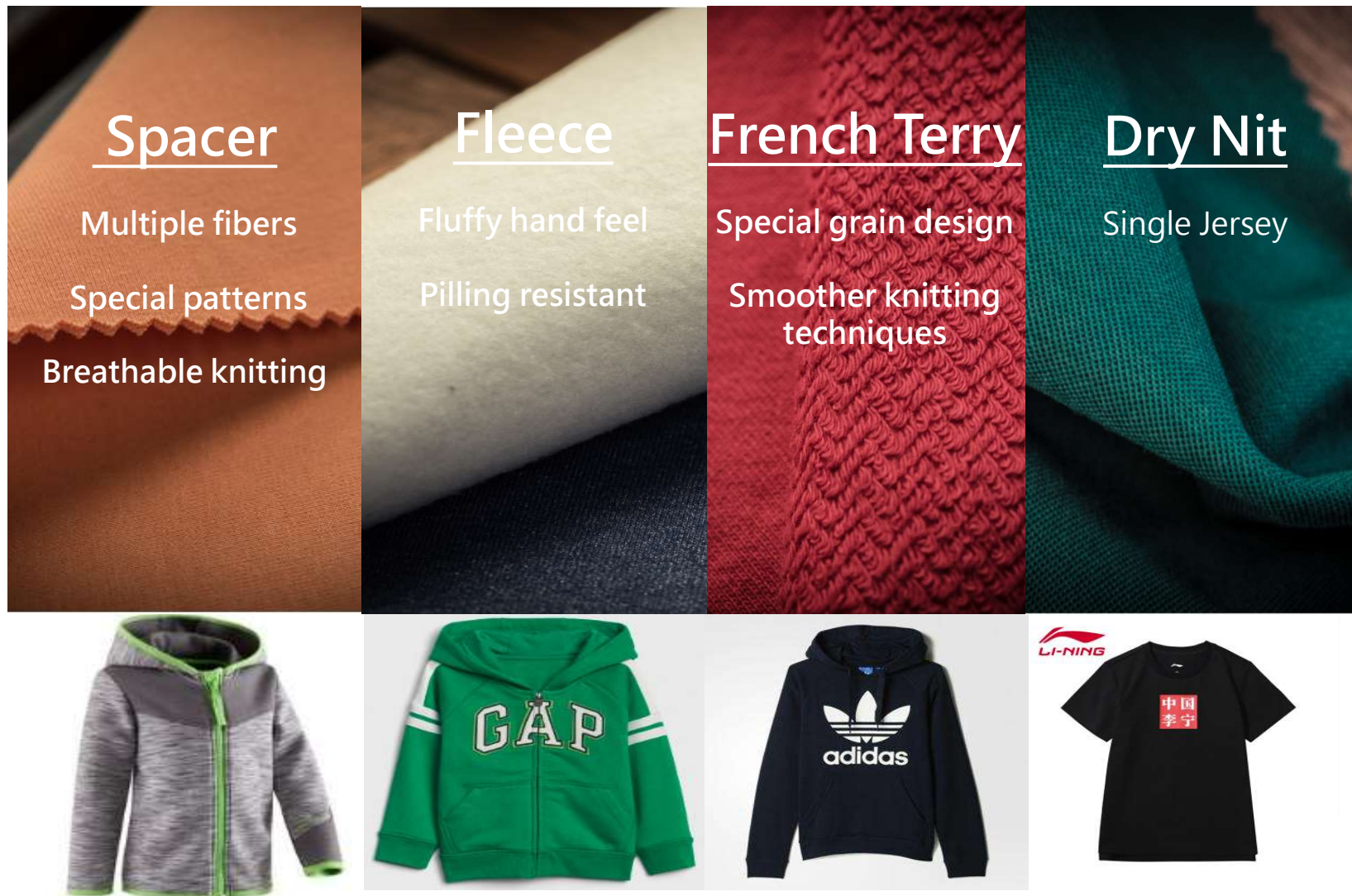


Global Strategy



Main products

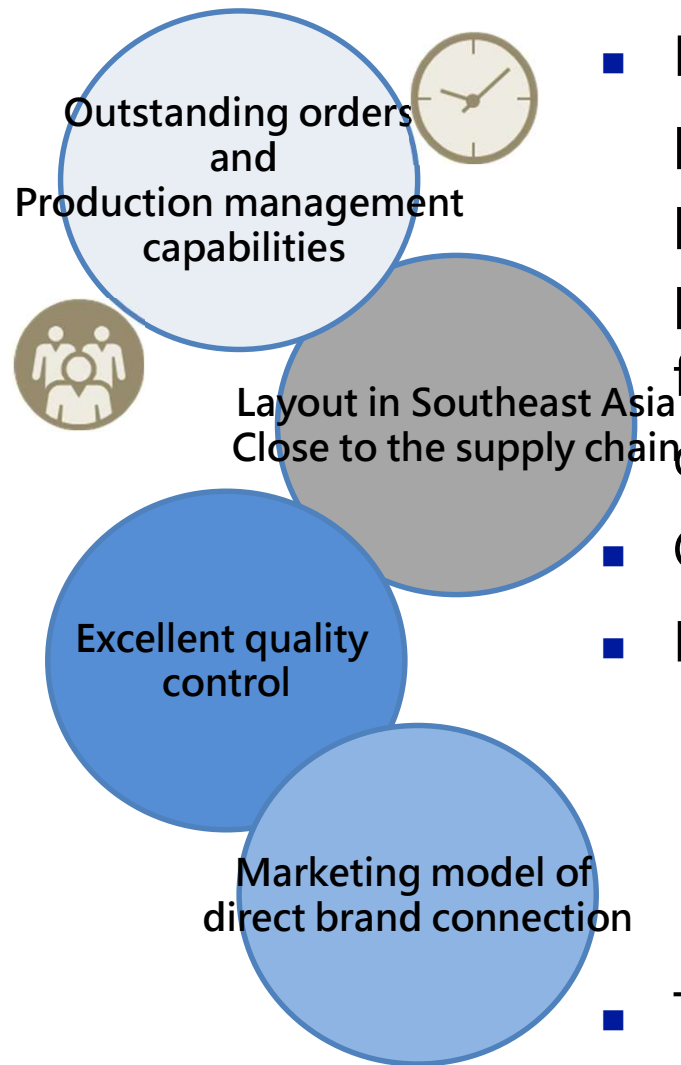
- High-quality cotton and cotton blend knited sports and leisure fabrics



Business partner



Competitive advantages




- Flexible order distribution capacity: two production bases, mainland certified long-term partners and Cambodian own factory, providing advantages such as production flexibility, rapid delivery and product diversification
- Cambodia's only largest knitted fabric supplier
- Brand awarded self-test certification
- Take orders and discuss prices directly with the brand



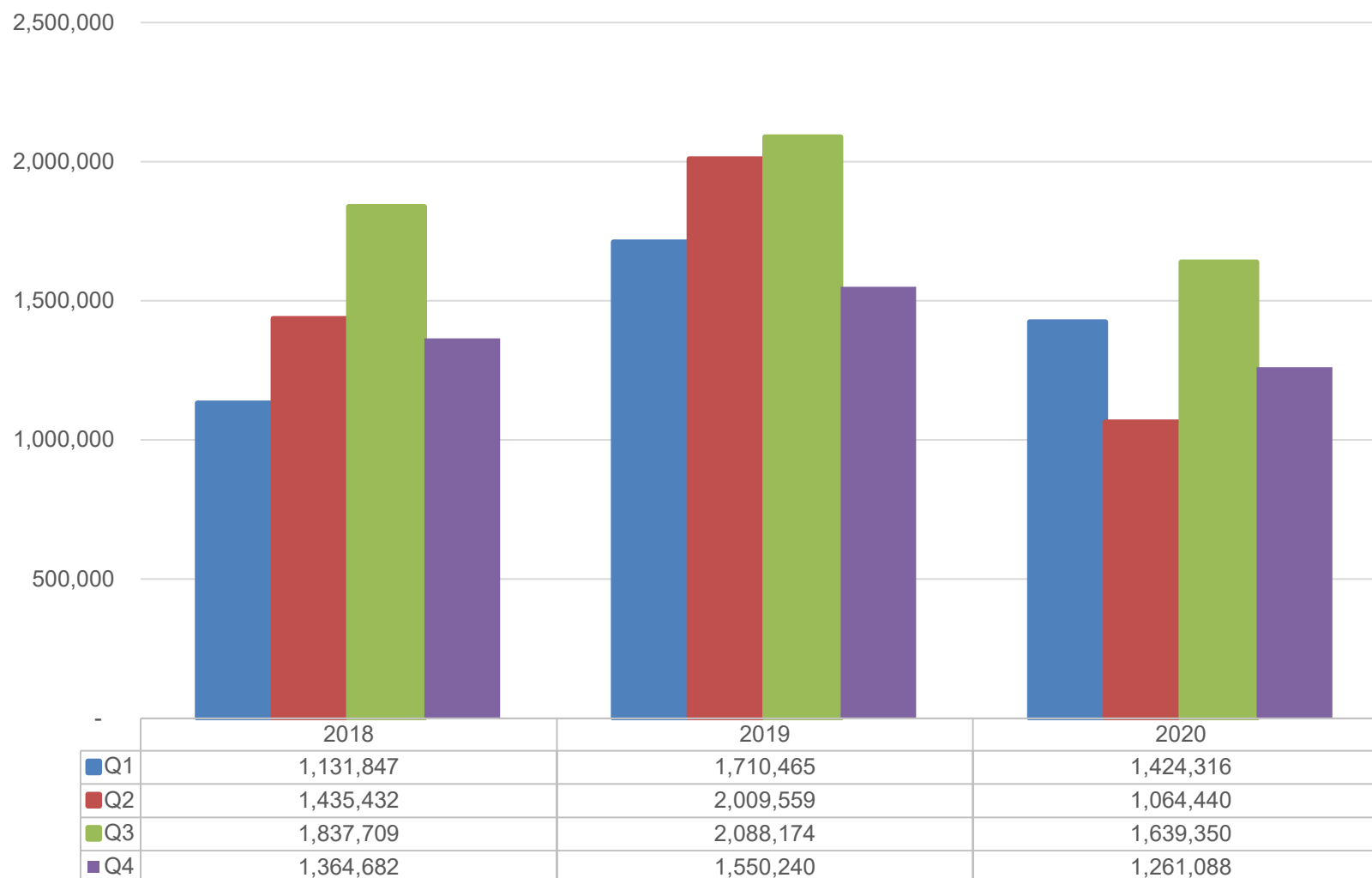
Company value

- International customers with brand value : International famous brand ,adidas, NIKE , PUMA, GAP , LI NING etc.
- Steady business : For the past years (2017 to 2020), TST Group has a stable profitability, and during this period, the profitability is a share capital
- Stable dividend payout rate: TST Group promises to return profits to shareholders, this year's payout rate is about 50% faster



Financial Overview-Sales

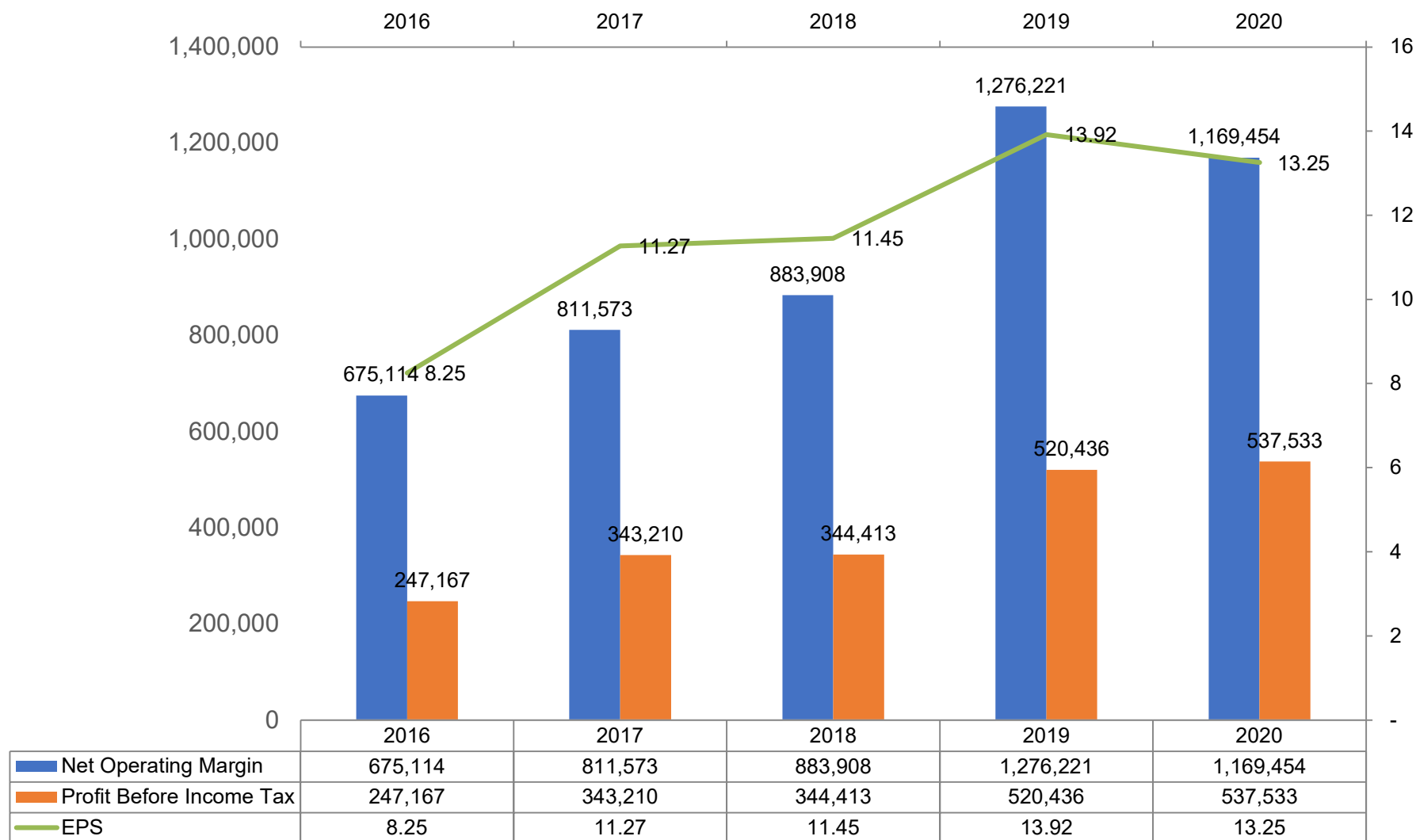
NT\$ Thousand



Financial Overview

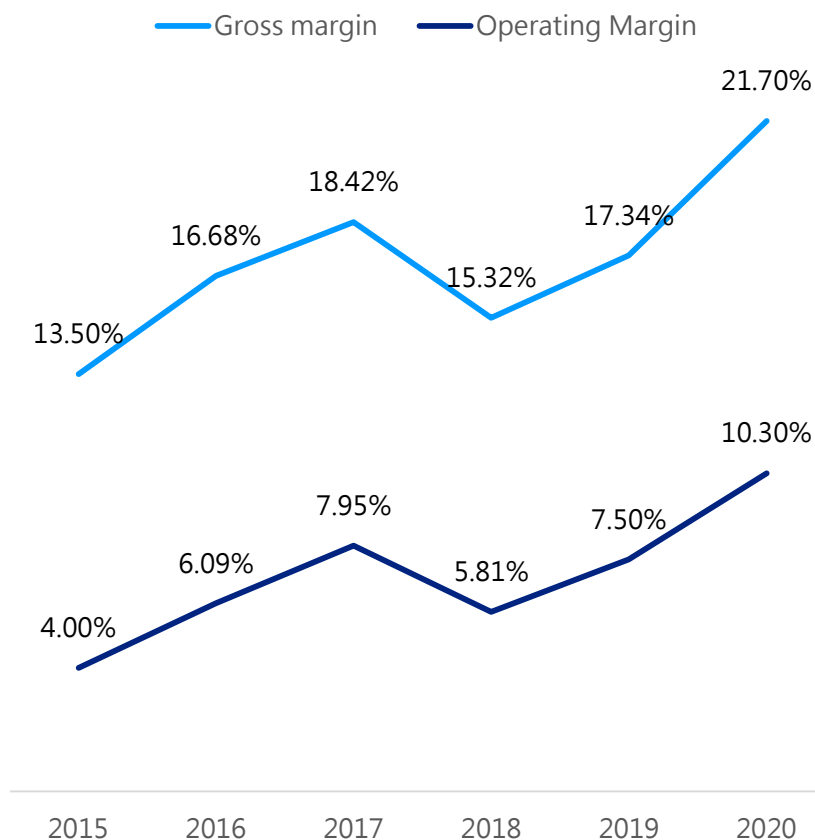


NT\$ Thousand

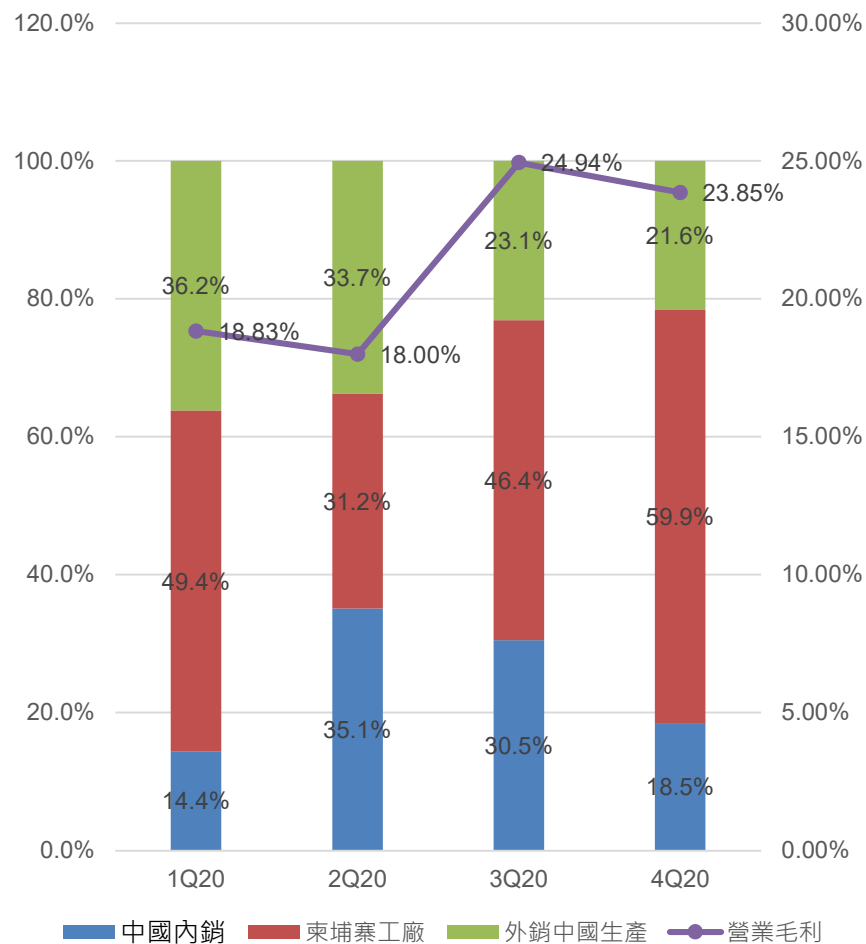


Financial Overview

Gross margin&Operating Margin



Relationship between regional sales volume and gross margin changes in the quarter of 2020



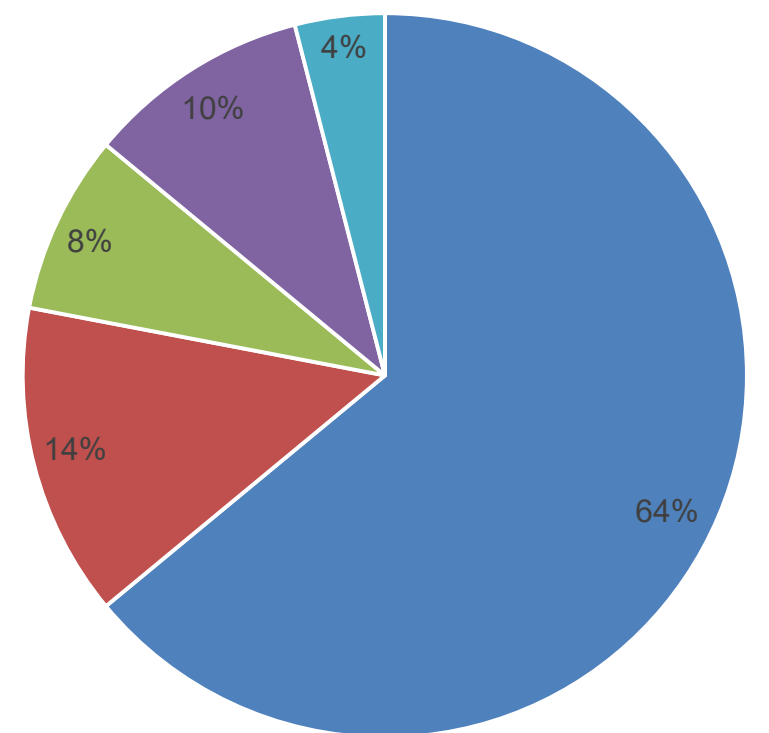
Financial Overview



Financial Overview

2019

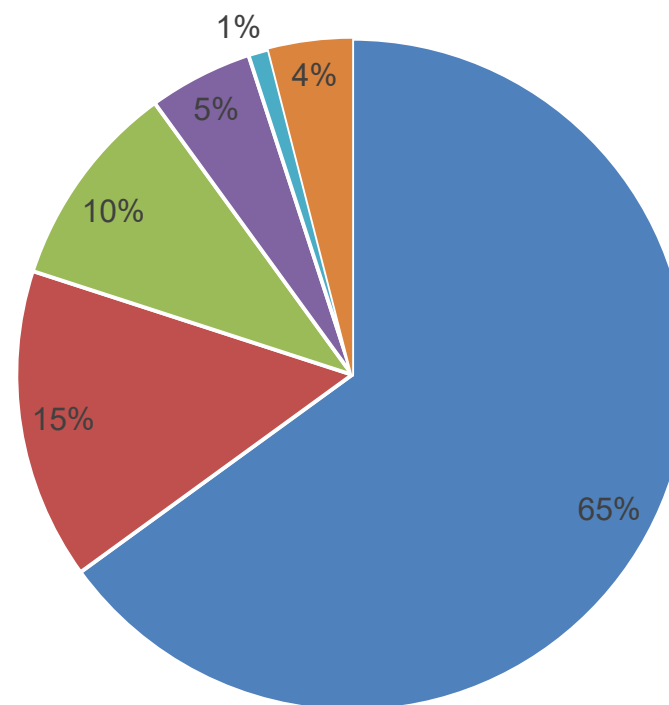
Sales (%)



■ ADIDAS ■ GAP ■ PUMA ■ LI NING ■ OTHERS

2020

Sales (%)



■ ADIDAS ■ GAP ■ PUMA
■ LI NING ■ NIKE ■ OTHERS

Financial Overview



NT\$ Thousand	2020	2019	YOY	
	AMOUNT	AMOUNT	Difference	%
Sales revenue	5,389,194	7,358,438	(1,969,244)	(26.76)
Operating costs	(4,219,740)	(6,082,217)	1,862,477	(30.62)
Net operating margin	1,169,454	1,276,221	(106,767)	(8.37)
Operating expenses				
Selling expenses	(140,437)	(179,155)	38,718	(21.61)
General and administrative expenses	(452,792)	(531,900)	79,108	(14.87)
Research and development expenses	(15,653)	(18,159)	2,506	(13.80)
Impairment loss (impairment gain and reversal of impairment loss) determined in accordance with IFRS 9	(5,535)	4,951	(10,486)	(211.80)
Total operating expenses	(614,417)	(724,263)	109,846	(15.17)
Operating profit	555,037	551,958	3,079	0.56
Non-operating income and expenses				
Other income	26,350	13,278	13,072	98.45
Other gains and losses	(36,522)	(18,691)	(17,831)	95.40
Finance costs	(7,332)	(26,109)	18,777	(71.92)
Total non-operating income and expenses	(17,504)	(31,522)	14,018	(44.47)
Profit before income tax	537,533	520,436	17,097	3.29
Income tax (expense) benefit	(121,493)	(132,308)	10,815	(8.17)
Profit for the year	416,040	388,128	27,912	7.19
EPS	13.25	13.92	(0.67)	(4.81)



THANK YOU FOR
YOUR ATTENTION